



NET230N 230V a.c. operators without control board

Hydraulic ram stroke 270 mm.

COD.	Art.			OTHER CHARACTERISTICS
624000	602	• • •	270mm	Self-locking in closed position only, for leaves up to 2 mt. long
624050	602L	• • •	270mm	Self-locking in closed position only, slow version, for leaves up to 2,5 mt. long
624010	603	• • •	270mm	Self-locking in open and closed position, for leaves up to 2 mt. long
624060	603L	• • •	270mm	Self-locking in open and closed position, slow version, for leaves up to 2,5 mt. long
624020	604	• • •	270mm	Not self-locking , for leaves up to 2,5 mt. long
624070	604L	• • •	270mm	Not self-locking , slow version, for leaves up to 3 mt. long

All models have: fixing plates to be welded included.

Control board to complete the installation: control board cod. 677610 art. NET230N/C (with box)

* In order to respect the limit of impact forces foreseen by EN 12453 and EN12445 , you must use the external safety devices in compliance with EN 12978.

Hydraulic ram stroke 400 mm.

COD.	Art.			OTHER CHARACTERISTICS
624030	605	• • •	400mm	Self-locking in open and closed position, for leaves up to 2,5 mt. long
624080	605L	• • •	400mm	Self-locking in open and closed position, slow version, for leaves up to 3 mt. long
624040	606	• • •	400mm	Not self-locking , for leaves up to 3,5 mt. long
624090	606L	• • •	400mm	Not self-locking , for leaves up to 4,5 mt.

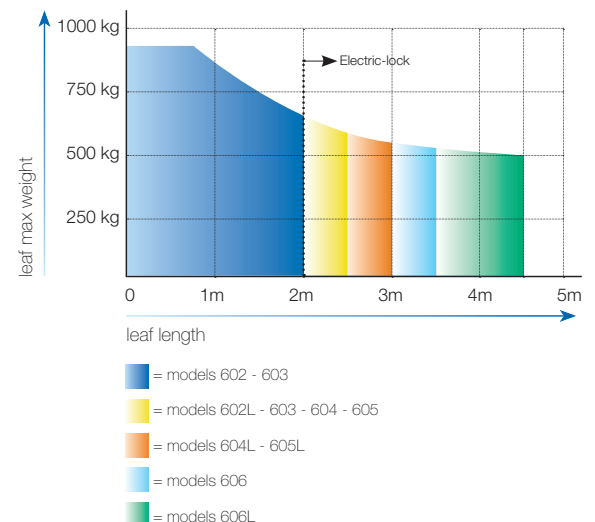
All models have: fixing plates to be welded included.

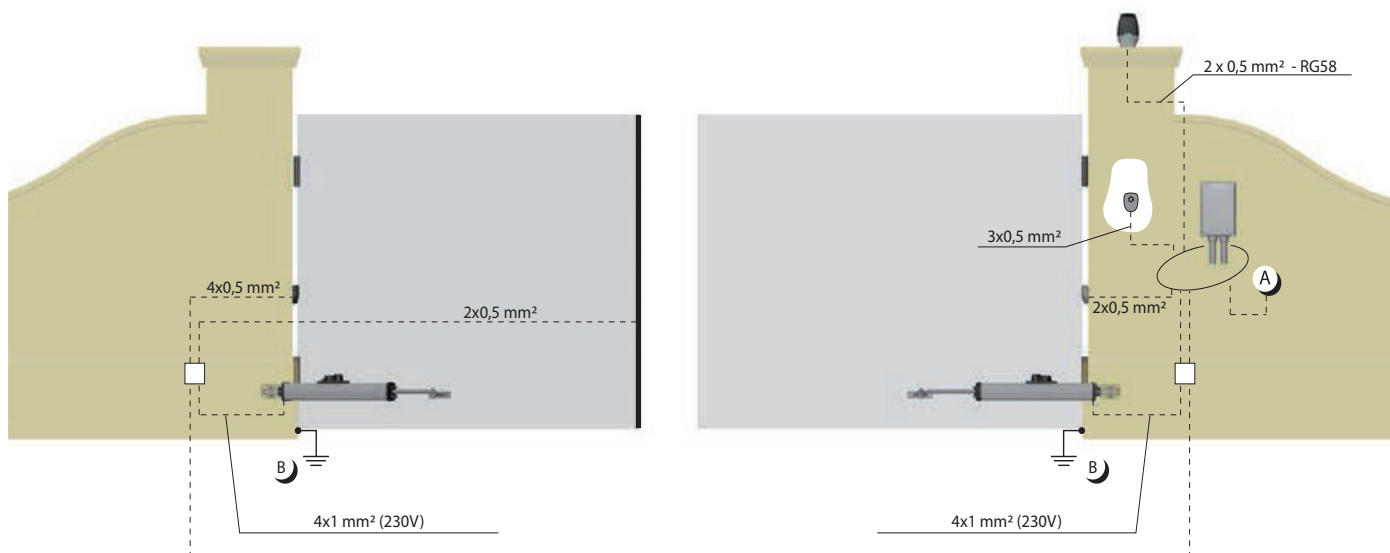
Control board to complete the installation: control board cod. 677610 art. NET230N/C (with box)

* In order to respect the limit of impact forces foreseen by EN 12453-1, you must use the external safety devices in compliance with EN 12978.

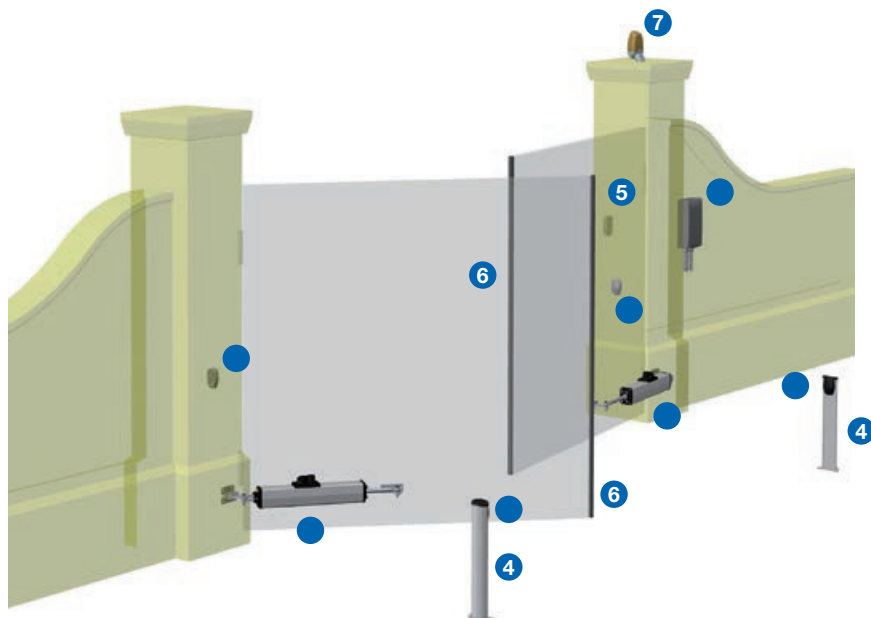
TECHNICAL INFO	602 603 604	605 606	602L 603L 604L	605L 606L
Motor power supply (V)	230 AC ± 10 % (50/60 Hz)			
Maximum power absorption (W)	170	170	170	170
Max thrust (N)	3200	3200	3200	3200
Max traction force (N)	2600	2600	2600	2600
Duty cycle (cycles/hours)	60	50	50	40
N. max cycles in 24h.	480	400	400	320
Built-in capacitor (µF)	8	8	8	8
Operating temperature (°C)	-20 ÷ 50	-20 ÷ 50	-20 ÷ 50	-20 ÷ 50
Motor thermal protection (°C)	130	130	130	130
90° Opening time (s)	21	31	30	40
Weight with packing (Kg)	11,4	13	11,4	13
Protection degree	IP55	IP55	IP55	IP55

GUIDE TO USE

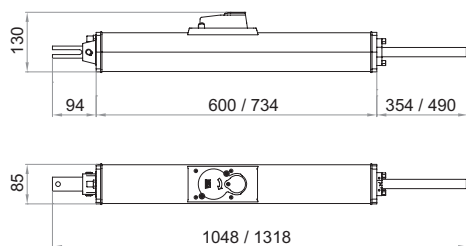




EXAMPLE OF A TYPICAL INSTALLATION



DIMENSIONS



4

Cod. 624000
Art. 602

Electromechanical operator for swing gates

5

Cod. 677610
Art. NET230N/C

Universal digital control board for 1 or 2 operators, 230V, with or without magnetic encoder (**with box**)

6

Cod. 662030
Art. 104LUX

Pair of adjustable (15°) surface mounted photocells

4

Cod. 664000
Art. PILLY/60

Pair of aluminium columns for photocells, height 55 cm.

5

Cod. 663060
Art. KYO

Aluminium vandal-proof keyswitch, flush mounted.

6

Cod. 171028
Art. 123N

Resistive safety rib, 2 mt., according to EN12978

7

Cod. 661062
Art. LED230AI

Led flashing light 230V with built-in antenna 433Mhz

7

Cod. 672580
Art. TR2

Remote control
Black version art. TR2N also available (page 118)

7

Cod. 668010
Art. 127

Warning sign

SPECIFIC ACCESSORIES



Cod. 350360
Art. 0/351 - 0/651
Fixing plate 100x60 mm.



Cod. 629250
Art. COL 515
Anti-falling stainless steel cable with 2 holes for swing doors

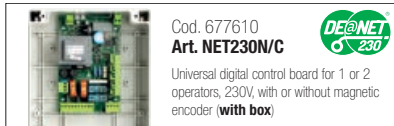


Cod. 629070
Art. 0/352 - 0/652
Fastening supports with welded plate.



Cod. 629080
Art. 0/353 - 0/653
Standard galvanized fastening supports

OTHER ACCESSORIES



Cod. 677610
Art. NET230N/C

Universal digital control board for 1 or 2 operators, 230V, with or without magnetic encoder **(with box)**



Cod. 672590
Art. TR4

Remote control
Black version art. TR4N also available (page 118)



Cod. 662044
Art. LINEAR

Pair of adjustable photocells (180°) with possibility of synchronized operating. Range 20 Mt



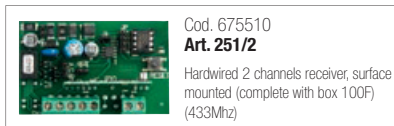
Cod. 663060
Art. KYO

Aluminium vandal-proof keyswitch, flush mounted.



Cod. 664020
Art. PILLY/base

Pair of fixing plates for columns to be cemented.



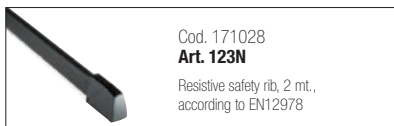
Cod. 675510
Art. 251/2

Hardwired 2 channels receiver, surface mounted (complete with box 100F) (433Mhz)



Cod. 136005
Art. D

Double European cylinder



Cod. 171028
Art. 123N

Resistive safety rib, 2 mt., according to EN12978



Cod. 661062
Art. LED230AI

Led flashing light 230V with built-in antenna 433Mhz



Cod. 662020
Art. 104MINILUX

Pair of surface mounted photocells. Range 20 mt



Cod. 662043
Art. LINEAR/B

Pair of adjustable photocells (180°) with tx supplied by a LiOn battery. Range 7/15 Mt



Cod. 663280
Art. DIGIRAD

Wireless keypad



Cod. 664000
Art. PILLY/60

Pair of aluminium columns for photocells, height 55 cm.



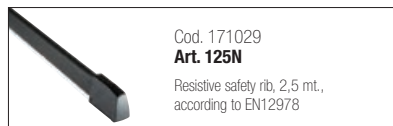
Cod. 136024
Art. 1100

Horizontal electric lock complete with double cylinder and horizontal selvage art. 109A



Cod. 136004
Art. M

Half European cylinder



Cod. 171029
Art. 125N

Resistive safety rib, 2,5 mt., according to EN12978



Cod. 672580
Art. TR2

Remote control
Black version art. TR2N also available (page 118)



Cod. 662030
Art. 104LUX

Pair of adjustable (15°) surface mounted photocells



Cod. 681060
Art. COVER

Vandal-proof aluminium cover for art. LINEAR and LINEAR/B



Cod. 663270
Art. DIGINET

Hardwired keypad for BUS connections to MASTER devices of range DE@NET (NET24N, NET230N, MASTERNET)



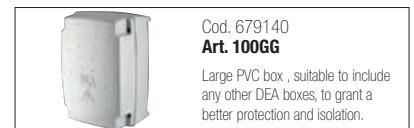
Cod. 664010
Art. PILLY/120

Pair of aluminium columns for photocells, height 100 cm.



Cod. 136006
Art. 110V

Empty electric lock (without European cylinder) with ground selvage art. 109



Cod. 679140
Art. 100GG

Large PVC box, suitable to include any other DEA boxes, to grant a better protection and isolation.